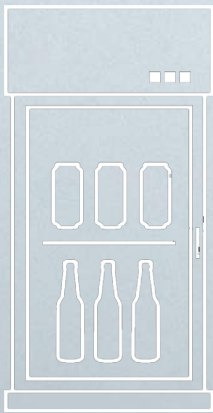


TEFCOLD[®]



2019-2020



DISPLAY COOLERS

Table Top Coolers - Bottle Coolers - Display Coolers

Our small TEFCOLD display coolers are perfect on counter tops in cafés and restaurants. They are eye-catching and stimulate impulse sales if placed close to the payment point.

Display coolers are designed for shops, supermarkets, cafés, restaurants, gas stations etc. Often referred to as 'bottle coolers', they keep beverages cold whilst presenting and pro-

moting the products to their best advantage. Shelves, lighting and glass are all designed to enhance sales.

They come in a wide range of variants and sizes – with and without canopies. All models can be decorated on the sides and glass doors, and on the canopy for models with this feature.



TEFCOLD FSC1380-I

Display cooler with ventilated cooling and LED light in canopy and interior.
To cool your beverages fast.



COOLERS



ECO-FRIENDLY
REFRIGERANT R600a

Table Top Coolers



Sliding doors

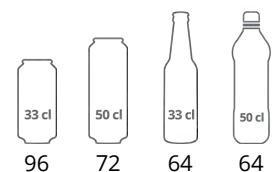


Wall hanging bracket

FSC100-I

Tabletop Cooler

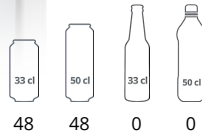
- Sliding glass doors
- LED illuminated canopy
- Fan assisted cooling
- LED interior light
- Adjustable shelves
- Adjustable feet





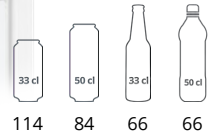
FS60CP-I Tabletop Cooler

- Hinged glass door
- LED illuminated canopy
- Fan assisted cooling
- LED interior light
- Self-closing door
- Fixed shelves
- Adjustable feet



FS80CP-I Tabletop Cooler

- Hinged glass door
- LED illuminated canopy
- Fan assisted cooling
- LED interior light
- Self-closing doors
- Adjustable shelves
- Adjustable feet



MODEL		FS60CP-I	FS80CP-I	FSC100-I
Cans 330 ml	pcs	48	114	96
Cans 500 ml	pcs	48	84	72
Bottles 330 ml	pcs	0	66	64
Bottles 500 ml PET	pcs	0	66	64
Gross / Net Volume	l	60 / 45	84 / 55	100 / 60
Gross / Net Weight	kg	37 / 32.5	43 / 37.5	51 / 45.5
Climate Class		4	4	4
Temperature Range	°C	2 to 10	2 to 10	2 to 10
Door Number & Type		1 hinged heated self-closing glass door	1 hinged heated self-closing glass door	2 sliding glass doors
Reversible door		Yes	Yes	Yes
Shelves Number & Type		2 fixed wire shelves	2 wire shelves white	3 wire shelves white
Shelf Dimensions		398 x 275 mm	400 x 270 mm	577 x 209 mm
Interior Light		LED	LED	LED
Canopy Type		D-Shape	D-Shape	D-Shape
Canopy Light		LED	LED	LED
Feet / Legs		4 adjustable feet	4 adjustable feet	4 adjustable feet
Exterior Finish		White	White	White
Interior Finish		ABS	ABS	ABS
Lock		Yes	Yes	Yes
Thermometer		Yes	Yes	Yes
Type of Controller		Mechanical	Mechanical	Mechanical
Noise Level	db(A)	44	42	45
Type of Cooling		Fan assisted	Fan assisted	Fan assisted
Type of Defrost		Automatic	Automatic	Automatic
Refrigerant		R600a	R600a	R600a
Refrigerant Charge	g	35	40	43
Input Power	W	85	85	85
Voltage / Frequency	V/Hz	220-240/50	220-240/50	220-240/50
Energy Consumption	kWh/24h	1	1,1	1,1
Internal Dimension (WxDxH)	mm	395 x 270 x 440	410 x 380 x 550	560 x 265 x 636
External Dimension (WxDxH)	mm	445 x 440 x 720	480 x 460 x 840	655 x 390 x 930
Packed Dimension (WxDxH)	mm	510 x 530 x 850	580 x 600 x 960	750 x 500 x 1036
40ft Container Load	pcs	176	152	160



COOLERS




ECO-FRIENDLY
REFRIGERANT R600a

Table Top Coolers



Lock

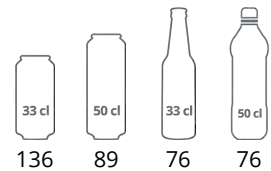


LED light

BC145-I

Bottle Cooler

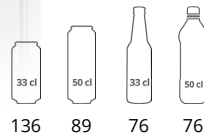
- Hinged glass door
- LED interior light
- Curved reversible glass door
- Adjustable shelves
- Adjustable feet





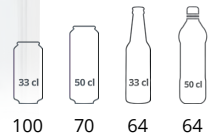
BC145-I W/FAN Bottle Cooler

- Hinged glass door
- LED interior light
- Fan assisted cooling
- Curved reversible glass door
- Adjustable shelves
- Adjustable feet



BC85-I Bottle Cooler

- Hinged glass door
- LED interior light
- Grey frame and top
- Curved reversible glass door
- Adjustable shelves
- Adjustable feet



MODEL		BC145-I	BC145-I W/FAN	BC85-I	BC85-I WHITE
Cans 330 ml	pcs	136	136	100	100
Cans 500 ml	pcs	89	89	70	70
Bottles 330 ml	pcs	76	76	64	64
Bottles 500 ml PET	pcs	76	76	64	64
Gross / Net Volume	l	109 / 105	109 / 105	92 / 85	92 / 85
Gross / Net Weight	kg	40 / 37	40 / 37	38 / 33	38 / 33
Climate Class		4	4	4	4
Temperature Range	°C	2 to 10	2 to 10	2 to 10	2 to 10
Door Number & Type		1 hinged curved glass door	1 hinged curved glass door	1 hinged curved glass door	1 hinged curved glass door
Reversible door		Yes	Yes	Yes	Yes
Shelves Number & Type		3 wire shelves white	3 wire shelves white	3 wire shelves white	3 wire shelves white
Shelf Dimensions		410 x 353 mm	410 x 353 mm	410 x 353 mm	410 x 353 mm
Interior Light		LED	LED	LED	LED Cold white
Feet / Legs		4 adjustable feet	4 adjustable feet	4 adjustable feet	4 adjustable feet
Exterior Finish		White	White	White	White / White doorframe
Interior Finish		ABS	ABS	ABS	ABS
Lock		Yes	Yes	Yes	Yes
Thermometer		Yes	Yes	Yes	Yes
Type of Controller		Mechanical	Mechanical	Mechanical	Mechanical
Noise Level	db(A)	45	45	45	45
Type of Cooling		Static	Fan assisted	Static	Static
Type of Defrost		Automatic	Automatic	Automatic	Automatic
Refrigerant		R600a	R600a	R600a	R600a
Refrigerant Charge	g	28	28	28	28
Input Power	W	165	165	165	165
Voltage / Frequency	V/Hz	220-240/50	220-240/50	220-240/50	220-240/50
Energy Consumption	kWh/24h	1,2	1,17	1,06	1,06
Internal Dimension (WxDxH)	mm	410 x 415 x 710	410 x 415 x 710	410 x 415 x 630	410 x 415 x 630
External Dimension (WxDxH)	mm	503 x 567 x 850	503 x 567 x 850	503 x 567 x 775	503 x 567 x 775
Packed Dimension (WxDxH)	mm	570 x 610 x 900	570 x 610 x 900	570 x 610 x 810	570 x 610 x 810
40ft Container Load	pcs	228	228	228	228



COOLERS




ECO-FRIENDLY
REFRIGERANT R600a

Table Top Coolers



Designed for Energy-cans

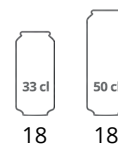


LED light

BC25CP-I

Tabletop Cooler

- Hinged glass door
- LED interior light
- Canopy LED light
- Fan assisted cooling
- Self-closing door
- Fixed shelves
- Adjustable feet





BC30-I Tabletop Cooler

- Hinged glass door
- LED interior light
- Fan assisted cooling
- Self-closing door
- Fixed shelves
- Adjustable feet



BC60-I Tabletop Cooler

- Hinged glass door
- LED interior light
- Fan assisted cooling
- Self-closing door
- Adjustable shelves
- Adjustable feet

MODEL		BC25CP-I	BC30-I	BC60-I
Cans 330 ml	pcs	18	20	110
Cans 500 ml	pcs	18	20	55
Gross / Net Volume	l	25 / 22	22 / 20	67 / 58
Gross / Net Weight	kg	24 / 22	25 / 22	36 / 33
Climate Class		4	4	4
Temperature Range	°C	2 to 10	2 to 10	2 to 10
Door Number & Type		1 hinged heated self-closing glass door	1 hinged heated self-closing glass door	1 hinged heated self-closing glass door
Reversible door		No	No	No
Shelves Number & Type		2 wire shelves grey	2 wire shelves black	3 wire shelves black
Shelf Dimensions		250 x 250 mm	275 x 205 / 135 mm	340 x 270 / 205 mm
Interior Light		LED	LED	LED
Canopy Type		D-Shape	-	-
Canopy Light		LED	-	-
Feet / Legs		4 adjustable feet	4 adjustable feet	4 adjustable feet
Exterior Finish		Black	Black	Black
Interior Finish		Coated aluminium, grey	Coated aluminium, black	Coated aluminium, black
Lock		Yes	Yes	Yes
Thermometer		No	No	No
Type of Controller		Mechanical	Mechanical	Mechanical
Noise Level	db(A)	44	44	44
Type of Cooling		Fan assisted	Fan assisted	Fan assisted
Type of Defrost		Automatic	Automatic	Automatic
Refrigerant		R600a	R600a	R600a
Refrigerant Charge	g	20	20	24
Input Power	W	75	60	70
Voltage / Frequency	V/Hz	220-240/50	220-240/50	220-240/50
Energy Consumption	kWh/24h	0,72	0,78	0,83
Internal Dimension (WxDxH)	mm	258 x 270 x 373	280 x 271 x 380	356 x 311 x 557
External Dimension (WxDxH)	mm	332 x 423 x 618	356 x 406 x 491	432 x 496 x 668
Packed Dimension (WxDxH)	mm	380 x 470 x 640	400 x 450 x 520	480 x 550 x 700
40ft Container Load	pcs	450	580	280



COOLERS



ECO-FRIENDLY
REFRIGERANT R600a

Bottle Coolers



Strong handle



LED light inside door frame

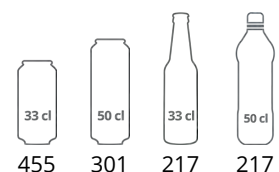
DID YOU KNOW?

We offer branding of our products. We will prepare, print and place your advertising material on the units – at our warehouses or at the factories for larger quantities.

CEV425CP-I 2 LED

Bottle Cooler

- One of our bestsellers
- Great product presentation
- Illuminated canopy
- Ideal for branding
- LED light inside door frame
- Fan assisted cooling
- Adjustable shelves
- Adjustable feet

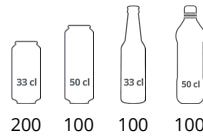




FSC175H-I

Bottle Cooler

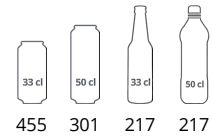
- Hinged glass door
- LED illuminated canopy
- LED light in door frame
- Fan assisted cooling
- Self-closing door
- Adjustable shelves
- Adjustable feet



CEV425-I BLACK

Black display cooler

- Black interior and exterior
- Elegant design
- Great product presentation
- Extra shelf space
- Fan assisted cooling
- Reversible door
- LED light inside door frame
- Adjustable shelves



MODEL		CEV425CP-I 2 LED	CEV425-I 1 LED	CEV425-I BLACK	FSC175H-I	GBC375-I
Cans 330 ml	pcs	455	455	455	200	455
Cans 500 ml	pcs	301	301	301	100	301
Bottles 330 ml	pcs	217	217	217	100	217
Bottles 500 ml PET	pcs	217	217	217	100	217
Gross / Net Volume	l	372 / 347	372 / 347	372 / 347	182 / 114	372 / 347
Gross / Net Weight	kg	83 / 78	80 / 75	80 / 75	70 / 64	85 / 77
Climate Class		4	4	4	4	4
Temperature Range	°C	2 to 10	2 to 10	2 to 10	2 to 10	2 to 10
Door Number & Type		1 hinged glass door	1 hinged glass door	1 hinged glass door	1 hinged glass door	1 hinged glass door
Reversible door		No	No	No	No	Yes
Shelves Number & Type		4 wire shelves white	4 wire shelves white	5 wire shelves black	5 wire shelves white	5 wire shelves white
Shelf Dimensions		490 x 360 mm	490 x 360 mm	490 x 360 mm	342 x 266	490 x 360 mm
Interior Light		LED Horizontal	LED inside door frame	LED inside door frame	LED	LED
Canopy Type		D-Shape	-	-	D-Shape	-
Canopy Light		LED	-	-	LED	-
Feet / Legs		2 adjustable feet	2 adjustable feet	2 adjustable feet	2 adjustable feet	2 adjustable feet
Castors		2 rollers	2 rollers	2 rollers	2 rollers	2 rollers
Exterior Finish		White	White	Black	White	White
Interior Finish		White	White	Black	White	ABS
Lock		Yes	Yes	Yes	Yes	Yes
Thermometer		Yes	Yes	Yes	Yes	Yes
Type of Controller		Mechanical	Mechanical	Mechanical	Mechanical	Mechanical
Noise Level	db(A)	45	45	45	45	45
Type of Cooling		Fan assisted	Fan assisted	Fan assisted	Fan assisted	Fan assisted
Type of Defrost		Automatic	Automatic	Automatic	Automatic	Automatic
Refrigerant		R600a	R600a	R600a	R600a	R600a
Refrigerant Charge	g	80	80	80	50	80
Input Power	W	295	295	295	200	295
Voltage / Frequency	V/Hz	220-240/50	220-240/50	220-240/50	220-240/50	220-240/50
Energy Consumption	kWh/24h	1,66	1,6	1,6	1,2	1,4
Internal Dimension (WxDxH)	mm	470 x 440 x 1555	470 x 440 x 1555	470 x 440 x 1555	357 x 362 x 1410	470 x 440 x 1555
External Dimension (WxDxH)	mm	595 x 640 x 1980	595 x 640 x 1840	595 x 640 x 1840	435 x 505 x 2013	595 x 640 x 1840
Packed Dimension (WxDxH)	mm	680 x 710 x 2080	680 x 710 x 1940	680 x 710 x 1940	500 x 550 x 2060	680 x 710 x 1940
40ft Container Load	pcs	54	54	54	96	54



COOLERS



ECO-FRIENDLY
REFRIGERANT R600a

Bottle Coolers



Strong handle

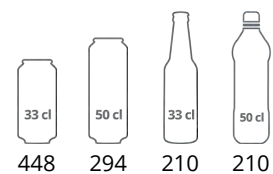


Lock

FS2380-I

Bottle Cooler

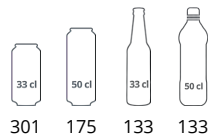
- Hinged glass door
- Fan assisted cooling
- LED interior light
- Reversible doors
- Adjustable shelves
- Adjustable feet





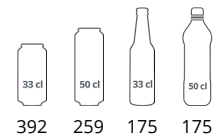
FS1220-I Bottle Cooler

- Hinged glass door
- Fan assisted cooling
- LED interior light
- Reversible door
- Adjustable shelves
- Adjustable feet



FS1280-I Bottle Cooler

- Hinged glass door
- Fan assisted cooling
- LED interior light
- Reversible door
- Adjustable shelves
- Adjustable feet



MODEL		FS1220-I	FS1280-I	FS1380-I	FS2380-I
Cans 330 ml	pcs	301	392	455	448
Cans 500 ml	pcs	175	259	301	294
Bottles 330 ml	pcs	133	175	217	210
Bottles 500 ml PET	pcs	133	175	217	210
Gross / Net Volume	l	215 / 190	290 / 260	372 / 347	372 / 347
Gross / Net Weight	kg	64 / 59	78 / 70	85 / 77	85 / 76
Climate Class		4	4	4	4
Temperature Range	°C	2 to 10	2 to 10	2 to 10	2 to 10
Door Number & Type		1 hinged glass door	1 hinged glass door	1 hinged glass door	2 split doors - hinged glass
Reversible door		Yes	Yes	Yes	Yes
Shelves Number & Type		3 wire shelves white	4 wire shelves white	5 wire shelves white	5 wire shelves white
Shelf Dimensions		490 x 360 mm	490 x 360 mm	490 x 360 mm	490 x 360 mm
Interior Light		LED	LED	LED	LED
Feet / Legs		2 adjustable feet	2 adjustable feet	2 adjustable feet	2 adjustable feet
Castors		2 rollers	2 rollers	2 rollers	2 rollers
Exterior Finish		White	White	White	White
Interior Finish		ABS	ABS	ABS	ABS
Lock		Yes	Yes	Yes	Yes
Thermometer		Yes	Yes	Yes	Yes
Type of Controller		Mechanical	Mechanical	Mechanical	Mechanical
Noise Level	db(A)	45	45	45	45
Type of Cooling		Fan assisted	Fan assisted	Fan assisted	Fan assisted
Type of Defrost		Automatic	Automatic	Automatic	Automatic
Refrigerant		R600a	R600a	R600a	R600a
Refrigerant Charge	g	50	70	80	80
Input Power	W	229	266	295	295
Voltage / Frequency	V/Hz	220-240/50	220-240/50	220-240/50	220-240/50
Energy Consumption	kWh/24h	1,9	2	2,3	2,3
Internal Dimension (WxDxH)	mm	470 x 440 x 1027	470 x 440 x 1347	470 x 440 x 1555	470 x 440 x 1555
External Dimension (WxDxH)	mm	595 x 640 x 1315	595 x 640 x 1635	595 x 640 x 1840	595 x 640 x 1840
Packed Dimension (WxDxH)	mm	680 x 710 x 1410	680 x 710 x 1740	680 x 710 x 1940	680 x 710 x 1940
40ft Container Load	pcs	54	54	54	54



COOLERS



ECO-FRIENDLY
REFRIGERANT R600a

Bottle Coolers



Strong handle

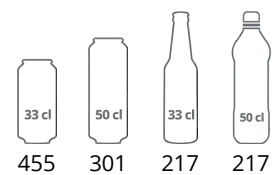


Lock

FSC1380-I

Bottle Cooler

- Hinged glass door
- LED illuminated canopy
- Fan assisted cooling
- LED interior light
- Reversible door
- Adjustable shelves
- Adjustable feet

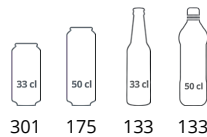




FSC1220-I

Bottle Cooler

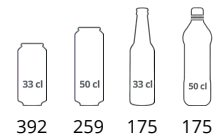
- Hinged glass door
- LED illuminated canopy
- Fan assisted cooling
- LED interior light
- Reversible door
- Adjustable shelves
- Adjustable feet



FSC1280-I

Bottle Cooler

- Hinged glass door
- LED illuminated canopy
- Fan assisted cooling
- LED interior light
- Reversible door
- Adjustable shelves
- Adjustable feet



MODEL		FSC1220-I	FSC1280-I	FSC1380-I	FSC2380-I
Cans 330 ml	pcs	301	392	455	455
Cans 500 ml	pcs	175	259	301	301
Bottles 330 ml	pcs	133	175	217	217
Bottles 500 ml PET	pcs	133	175	217	217
Gross / Net Volume	l	215 / 190	290 / 260	372 / 347	372 / 347
Gross / Net Weight	kg	72 / 63	83 / 74	87 / 79	89 / 81
Climate Class		4	4	4	4
Temperature Range	°C	2 to 10	2 to 10	2 to 10	2 to 10
Door Number & Type		1 hinged glass door	1 hinged glass door	1 hinged glass door	2 split doors - hinged glass
Reversible door		Yes	Yes	Yes	Yes
Shelves Number & Type		3 wire shelves white	4 wire shelves white	5 wire shelves white	5 wire shelves white
Shelf Dimensions		490 x 360 mm	490 x 360 mm	490 x 360 mm	490 x 360 mm
Interior Light		LED	LED	LED	LED Horizontal
Canopy Type		D-Shape	D-Shape	D-Shape	D-Shape
Canopy Light		LED	LED	LED	LED
Feet / Legs		2 adjustable feet	2 adjustable feet	2 adjustable feet	2 adjustable feet
Castors		2 rollers	2 rollers	2 rollers	2 rollers
Exterior Finish		White	White	White	White
Interior Finish		ABS	ABS	ABS	ABS
Lock		Yes	Yes	Yes	Yes
Thermometer		Yes	Yes	Yes	Yes
Type of Controller		Mechanical	Mechanical	Mechanical	Mechanical
Noise Level	db(A)	45	45	45	45
Type of Cooling		Fan assisted	Fan assisted	Fan assisted	Fan assisted
Type of Defrost		Automatic	Automatic	Automatic	Automatic
Refrigerant		R600a	R600a	R600a	R600a
Refrigerant Charge	g	50	70	80	80
Input Power	W	230	266	295	295
Voltage / Frequency	V/Hz	220-240/50	220-240/50	220-240/50	220-240/50
Energy Consumption	kWh/24h	2	2,1	2,4	2,4
Internal Dimension (WxDxH)	mm	470 x 440 x 1027	470 x 440 x 1347	470 x 440 x 1555	470 x 440 x 1555
External Dimension (WxDxH)	mm	595 x 640 x 1455	595 x 640 x 1775	595 x 640 x 1980	595 x 640 x 1980
Packed Dimension (WxDxH)	mm	680 x 710 x 1555	680 x 710 x 1875	680 x 710 x 2080	680 x 710 x 2080
40ft Container Load	pcs	54	54	54	54



COOLERS



ECO-FRIENDLY
REFRIGERANT R600a

Bottle Coolers



Adjustable shelves

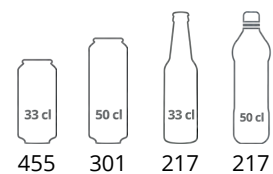


Digital thermometer

SCU1420-I

Bottle Cooler

- Hinged glass door
- Great branding possibilities
- Flexible loading options
- Internal LED light
- Ventilated cooling
- Adjustable shelves





FSC1450-I

Bottle Cooler

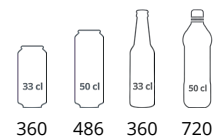
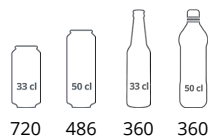
- Hinged glass door
- Illuminated canopy
- Fan assisted cooling
- Reversible door
- Adjustable shelves
- Adjustable feet



SCU1450CP-I

Bottle Cooler

- Hinged glass door
- Illuminated canopy
- Fan assisted cooling
- Reversible door
- Adjustable shelves
- Adjustable feet



MODEL	FSC1450-I	SCU1420-I	SCU1450CP-I
Cans 330 ml	pcs 720	455	360
Cans 500 ml	pcs 486	301	486
Bottles 330 ml	pcs 360	217	360
Bottles 500 ml PET	pcs 360	217	720
Gross / Net Volume	l 438 / 374	387 / 276	438 / 374
Gross / Net Weight	kg 105 / 97	97 / 86	105 / 97
Climate Class	4	4	4
Temperature Range	°C 2 to 10	2 to 10	2 to 10
Door Number & Type	1 hinged glass door	1 hinged glass door	1 hinged glass door
Reversible door	Yes	Yes	Yes
Shelves Number & Type	6 wire shelves white	5 wire shelves white	6 wire shelves white
Shelf Dimensions	574 x 405 mm	495 x 360 mm	574 x 405 mm
Interior Light	LED	LED	LED
Canopy Type	D-Shape	-	D-Shape
Canopy Light	LED	-	LED
Feet / Legs	2 adjustable feet	2 adjustable feet	2 adjustable feet
Castors	2 rollers	4 rollers	2 rollers
Exterior Finish	White	White	White
Interior Finish	ABS	ABS	ABS
Lock	Yes	No	Yes
Thermometer	Yes	Yes	Yes
Type of Controller	Mechanical	Mechanical	Mechanical
Noise Level	db(A) 45	45	45
Type of Cooling	Fan assisted	Fan assisted	Fan assisted
Type of Defrost	Automatic	Automatic	Automatic
Refrigerant	R600a	R600a	R600a
Refrigerant Charge	g 80	85	80
Input Power	W 295	235	295
Voltage / Frequency	V/Hz 220-240/50	220-240/50	220-240/50
Energy Consumption	kWh/24h 3,62	2,9	3,62
Internal Dimension (WxDxH)	mm 585 x 495 x 1515	505 x 500 x 1706	585 x 495 x 1515
External Dimension (WxDxH)	mm 680 x 655 x 2090	595 x 670 x 2013	680 x 655 x 2090
Packed Dimension (WxDxH)	mm 690 x 755 x 2200	660 x 750 x 2180	690 x 755 x 2200
40ft Container Load	pcs 51	54	51



COOLERS



ECO-FRIENDLY
REFRIGERANT R600a

Bottle Coolers



Strong handle

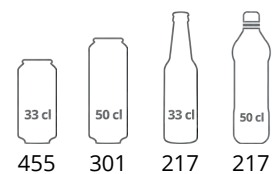


Lock

SCU1375-I

Bottle Cooler

- Hinged glass door
- Fan assisted cooling
- LED interior light
- Reversible door
- Adjustable shelves
- Adjustable feet

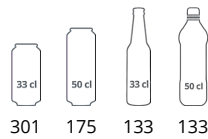




SCU1220-I

Bottle Cooler

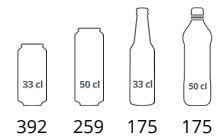
- Hinged glass door
- Fan assisted cooling
- LED interior light
- Reversible door
- Adjustable shelves
- Adjustable feet



SCU1280-I

Bottle Cooler

- Hinged glass door
- Fan assisted cooling
- LED interior light
- Reversible door
- Adjustable shelves
- Adjustable feet



MODEL		SCU1220-I	SCU1280-I	SCU1375-I	SCU2375-I
Cans 330 ml	pcs	301	392	455	448
Cans 500 ml	pcs	175	259	301	294
Bottles 330 ml	pcs	133	175	217	210
Bottles 500 ml PET	pcs	133	175	217	210
Gross / Net Volume	l	215 / 190	290 / 260	372 / 347	372 / 347
Gross / Net Weight	kg	64 / 59	78 / 70	85 / 77	85 / 77
Climate Class		4	4	4	4
Temperature Range	°C	2 to 10	2 to 10	2 to 10	2 to 10
Door Number & Type		1 hinged glass door	1 hinged glass door	1 hinged glass door	2 split doors - hinged glass
Reversible door		Yes	Yes	Yes	Yes
Shelves Number & Type		3 wire shelves white	4 wire shelves white	5 wire shelves white	5 wire shelves white
Shelf Dimensions		490 x 360 mm	490 x 360 mm	490 x 360 mm	490 x 360 mm
Interior Light		LED	LED	LED	LED
Feet / Legs		2 adjustable feet	2 adjustable feet	2 adjustable feet	2 adjustable feet
Castors		2 rollers	2 rollers	2 rollers	2 rollers
Exterior Finish		White	White	White	White
Interior Finish		ABS	ABS	ABS	ABS
Lock		Yes	Yes	Yes	Yes
Thermometer		Yes	Yes	Yes	Yes
Type of Controller		Mechanical	Mechanical	Mechanical	Mechanical
Noise Level	db(A)	45	45	45	45
Type of Cooling		Fan assisted	Fan assisted	Fan assisted	Fan assisted
Type of Defrost		Automatic	Automatic	Automatic	Automatic
Refrigerant		R600a	R600a	R600a	R600a
Refrigerant Charge	g	50	70	80	80
Input Power	W	229	266	295	295
Voltage / Frequency	V/Hz	220-240/50	220-240/50	220-240/50	220-240/50
Energy Consumption	kWh/24h	1,9	2	2,3	2,3
Internal Dimension (WxDxH)	mm	470 x 440 x 1027	470 x 440 x 1347	470 x 440 x 1555	470 x 440 x 1555
External Dimension (WxDxH)	mm	595 x 640 x 1315	595 x 640 x 1635	595 x 640 x 1840	595 x 640 x 1840
Packed Dimension (WxDxH)	mm	680 x 710 x 1410	680 x 710 x 1740	680 x 710 x 1940	680 x 710 x 1940
40ft Container Load	pcs	54	54	54	54



COOLERS



ECO-FRIENDLY
REFRIGERANT R600a

Bottle Coolers



Strong handle

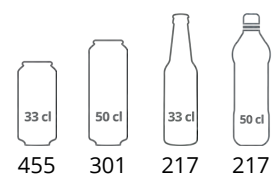


Lock

SCU1375CP-I

Bottle Cooler

- Hinged glass door
- LED illuminated canopy
- Fan assisted cooling
- LED interior light
- Reversible door
- Adjustable shelves
- Adjustable feet

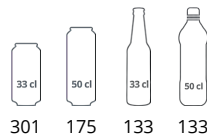




SCU1220CP-I

Bottle Cooler

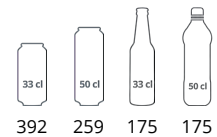
- Hinged glass door
- LED illuminated canopy
- Fan assisted cooling
- LED interior light
- Reversible door
- Adjustable shelves
- Adjustable feet



SCU1280CP-I

Bottle Cooler

- Hinged glass door
- LED illuminated canopy
- Fan assisted cooling
- LED interior light
- Reversible door
- Adjustable shelves
- Adjustable feet



MODEL		SCU1220CP-I	SCU1280CP-I	SCU1375CP-I	SCU2375CP-I
Cans 330 ml	pcs	301	392	455	448
Cans 500 ml	pcs	175	259	301	294
Bottles 330 ml	pcs	133	175	217	210
Bottles 500 ml PET	pcs	133	175	217	210
Gross / Net Volume	l	215 / 190	290 / 260	372 / 347	372 / 347
Gross / Net Weight	kg	72 / 63	83 / 74	87 / 79	89 / 81
Climate Class		4	4	4	4
Temperature Range	°C	2 to 10	2 to 10	2 to 10	2 to 10
Door Number & Type		1 hinged glass door	1 hinged glass door	1 hinged glass door	2 split doors - hinged glass
Reversible door		Yes	Yes	Yes	Yes
Shelves Number & Type		3 wire shelves white	4 wire shelves white	5 wire shelves white	5 wire shelves white
Shelf Dimensions		490 x 360 mm	490 x 360 mm	490 x 360 mm	490 x 360 mm
Interior Light		LED	LED	LED	LED
Canopy Type		D-Shape	D-Shape	D-Shape	D-Shape
Canopy Light		LED	LED	LED	LED
Feet / Legs		2 adjustable feet	2 adjustable feet	2 adjustable feet	2 adjustable feet
Castors		2 rollers	2 rollers	2 rollers	2 rollers
Exterior Finish		White	White	White	White
Interior Finish		ABS	ABS	ABS	ABS
Lock		Yes	Yes	Yes	Yes
Thermometer		Yes	Yes	Yes	Yes
Type of Controller		Mechanical	Mechanical	Mechanical	Mechanical
Noise Level	db(A)	45	45	45	45
Type of Cooling		Fan assisted	Fan assisted	Fan assisted	Fan assisted
Type of Defrost		Automatic	Automatic	Automatic	Automatic
Refrigerant		R600a	R600a	R600a	R600a
Refrigerant Charge	g	50	70	80	80
Input Power	W	229	266	295	295
Voltage / Frequency	V/Hz	220-240/50	220-240/50	220-240/50	220-240/50
Energy Consumption	kWh/24h	2	2,1	2,4	2,4
Internal Dimension (WxDxH)	mm	470 x 440 x 1027	470 x 440 x 1347	470 x 440 x 1555	470 x 440 x 1555
External Dimension (WxDxH)	mm	595 x 640 x 1455	595 x 640 x 1775	595 x 640 x 1980	595 x 640 x 1980
Packed Dimension (WxDxH)	mm	680 x 710 x 1555	680 x 710 x 1875	680 x 710 x 2080	680 x 710 x 2080
40ft Container Load	pcs	54	54	54	54

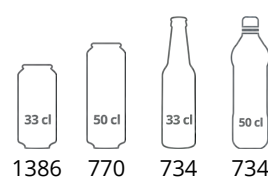


COOLERS



ECO-FRIENDLY
REFRIGERANT R290

Display Coolers



FS1600H-P

Display Cooler

- Improved product presentation
- Ventilated cooling
- 2 internal fans
- Less maintenance
- LED light inside door frame
- Adjustable shelves



LED light inside door frame

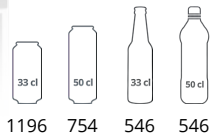


Digital thermostat



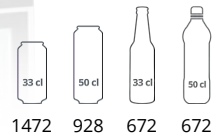
FS1002S-P Display Cooler

- Self-closing sliding glass doors
- Ventilated cooling
- Internal vertical LED light
- Adjustable shelves
- Powder coated inner liner
- Adjustable feet



FS1202S-P Display Cooler

- Self-closing sliding glass doors
- Ventilated cooling
- Internal vertical LED light
- Adjustable shelves
- Powder coated inner liner
- Adjustable feet



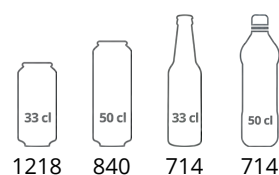
MODEL		FS1002S-P	FS1202S-P	FS1600H-P
Cans 330 ml	pcs	1196	1472	1386
Cans 500 ml	pcs	754	928	770
Bottles 330 ml	pcs	546	672	734
Bottles 500 ml PET	pcs	546	672	734
Gross / Net Volume	l	730 / 540	895 / 660	1329 / 1233
Gross / Net Weight	kg	176 / 163	189 / 174	212 / 207
Climate Class		4	4	4
Temperature Range	°C	2 to 10	2 to 10	2 to 10
Door Number & Type		2 self-closing sliding glass doors	2 self-closing sliding glass doors	3 hinged self-closing glass doors
Reversible door		-	-	No
Shelves Number & Type		5 wire shelves white	5 wire shelves white	15 wire shelves white
Shelf Dimensions		870 x 470 mm	1072 x 470 mm	465/535 x 470 mm
Interior Light		LED	LED	LED
Feet / Legs		4 adjustable feet	4 adjustable feet	6 adjustable legs
Castors		4 rollers	4 rollers	6 wheels
Exterior Finish		White	White	White
Interior Finish		Coated steel	Coated steel	White
Lock		No	No	No
Thermometer		Yes	Yes	Yes
Type of Controller		Electronic	Electronic	Electronic
Noise Level	db(A)	48	48	45
Type of Cooling		Ventilated	Ventilated	Ventilated
Type of Defrost		Automatic	Automatic	Automatic
Refrigerant		R290	R290	R290
Refrigerant Charge	g	120	120	145
Input Power	W	450	450	817
Voltage / Frequency	V/Hz	220-240/50	220-240/50	220-240/50
Energy Consumption	kWh/24h	5,96	6,8	5,9
Internal Dimension (WxDxH)	mm	890 x 573 x 1533	1090 x 573 x 1533	1492 x 585 x 1518
External Dimension (WxDxH)	mm	1000 x 735 x 1990	1200 x 735 x 1990	1600 x 730 x 2030
Packed Dimension (WxDxH)	mm	1040 x 780 x 2160	1240 x 780 x 2160	1660 x 795 x 2070
40ft Container Load	pcs	28	23	14



Display Coolers

DID YOU KNOW?

TEFCOLD has a passion for cooling... Our wholehearted passion for both cool products and customers means we experience a high level of customer satisfaction.



FSC1600H-P

Display Cooler

- Improved product presentation
- Ventilated cooling
- 2 internal fans
- LED illuminated canopy
- LED light inside door frame
- Less maintenance
- Adjustable shelves



LED light inside door frame



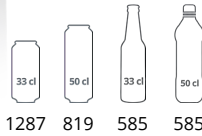
Digital thermostat



FSC1000H-P

Display Cooler

- Hinged glass doors
- Illuminated canopy
- Ventilated cooling
- Internal vertical light
- Adjustable shelves
- Adjustable feet



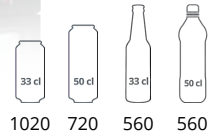
1287 819 585 585



FSC1950H-P

Display Cooler

- Hinged glass doors
- Illuminated canopy
- Ventilated cooling
- Internal vertical light
- Adjustable shelves
- Adjustable feet



1020 720 560 560

MODEL		FSC1000H-P	FSC1200H-P	FSC1600H-P	FSC1950H-P	FSC890H-P
Cans 330 ml	pcs	1287	1584	1218	1020	948
Cans 500 ml	pcs	819	1008	840	720	480
Bottles 330 ml	pcs	585	720	714	560	528
Bottles 500 ml PET	pcs	585	720	714	560	468
Gross / Net Volume	l	796 / 524	970 / 645	1329 / 1233	875 / 645	707 / 535
Gross / Net Weight	kg	175 / 162	189 / 174	212 / 207	198 / 193	157 / 147
Climate Class		4	4	4	4	4
Temperature Range	°C	2 to 10	2 to 10	2 to 10	2 to 10	2 to 10
Door Number & Type		2 hinged glass door	2 hinged glass door	3 hinged self-closing glass doors	2 hinged glass door	2 hinged self-closing glass doors
Reversible door		No	No	No	No	No
Shelves Number & Type		5 wire shelves white	5 wire shelves white	15 wire shelves white	5 wire shelves white	5 wire shelves white
Shelf Dimensions		870 x 540 mm	1072 x 540 mm	465/535 x 470 mm	985 x 555 mm	794 x 540 mm
Interior Light		LED	LED	LED	Yes	LED
Canopy Type		D-Shape	D-Shape	L-Shape	D-Shape	D-Shape
Canopy Light		LED	LED	LED	LED	LED
Feet / Legs		4 adjustable feet	4 adjustable feet	6 adjustable legs	4 adjustable feet	4 adjustable feet
Castors		4 rollers	4 rollers	6 wheels	4 rollers	4 rollers
Exterior Finish		White RAL9016	White RAL9016	White	White	White
Interior Finish		White	White	White	Coated steel	Powder coated
Lock		No	No	No	No	No
Thermometer		Yes	Yes	Yes	Yes	Yes
Type of Controller		Electronic	Electronic	Electronic	Electronic	Electronic
Noise Level	db(A)	48	48	45	48	48
Type of Cooling		Ventilated	Ventilated	Ventilated	Ventilated	Ventilated
Type of Defrost		Automatic	Automatic	Automatic	Automatic	Automatic
Refrigerant		R290	R290	R290	R290	R290
Refrigerant Charge	g	120	120	145	125	115
Input Power	W	450	880	817	490	410
Voltage / Frequency	V/Hz	220-240/50	220-240/50	220-240/50	220-240/50	220-240/50
Energy Consumption	kWh/24h	5,96	6,8	5,9	10,7	2,55
Internal Dimension (WxDxH)	mm	890 x 670 x 1533	1090 x 670 x 1533	1492 x 585 x 1518	1000 x 750 x 1533	810 x 561 x 1556
External Dimension (WxDxH)	mm	1000 x 790 x 2000	1200 x 790 x 2000	1600 x 730 x 2030	1110 x 875 x 2010	890 x 740 x 1990
Packed Dimension (WxDxH)	mm	1080 x 780 x 2100	1250 x 840 x 2100	1660 x 795 x 2070	1180 x 910 x 1200	950 x 840 x 2160
40ft Container Load	pcs	28	23	14	22	28

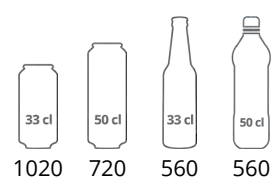


COOLERS



ECO-FRIENDLY
REFRIGERANT R290

Display Coolers



FSC1950S-P

Display Cooler

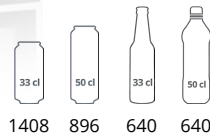
- Self-closing sliding glass doors
- Illuminated canopy
- Ventilated cooling
- Internal vertical light
- Adjustable shelves
- Adjustable feet



Sliding doors

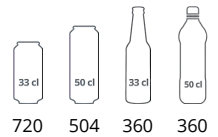


Vertical internal light



FSC1200S-P Display Cooler

- Self-closing sliding glass doors
- Illuminated canopy
- Ventilated cooling
- Internal vertical light
- Adjustable shelves
- Adjustable feet



FSC890S-P Display Cooler

- Self-closing sliding glass doors
- Illuminated canopy
- Ventilated cooling
- Internal vertical light
- Adjustable shelves
- Adjustable feet

MODEL		FSC1000S-P	FSC1200S-P	FSC1950S-P	FSC890S-P
Cans 330 ml	pcs	1144	1408	1020	720
Cans 500 ml	pcs	728	896	720	504
Bottles 330 ml	pcs	520	640	560	360
Bottles 500 ml PET	pcs	520	640	560	360
Gross / Net Volume	l	771 / 524	945 / 645	857 / 645	707 / 462
Gross / Net Weight	kg	164 / 159	183 / 178	198 / 193	157 / 147
Climate Class		4	4	4	4
Temperature Range	°C	2 to 10	2 to 10	2 to 10	2 to 10
Door Number & Type		2 self-closing sliding glass doors	2 self-closing sliding glass doors	2 self-closing sliding glass doors	2 self-closing sliding glass doors
Shelves Number & Type		5 wire shelves white	5 wire shelves white	5 wire shelves white	5 wire shelves white
Shelf Dimensions		870 x 470 mm	1072 x 470 mm	985 x 555 mm	794 x 470 mm
Interior Light		LED	LED	Yes	LED
Canopy Type		D-Shape	D-Shape	D-Shape	D-Shape
Canopy Light		LED	LED	LED	LED
Feet / Legs		4 adjustable feet	4 adjustable feet	4 adjustable feet	4 adjustable feet
Castors		4 rollers	4 rollers	4 rollers	4 rollers
Exterior Finish		White RAL9016	White RAL9016	White	White
Interior Finish		White	White	Coated steel	Powder coated
Lock		No	No	No	No
Thermometer		Yes	Yes	Yes	Yes
Type of Controller		Electronic	Electronic	Electronic	Electronic
Noise Level	db(A)	48	48	48	48
Type of Cooling		Ventilated	Ventilated	Ventilated	Ventilated
Type of Defrost		Automatic	Automatic	Automatic	Automatic
Refrigerant		R290	R290	R290	R290
Refrigerant Charge	g	120	120	125	115
Input Power	W	450	880	490	410
Voltage / Frequency	V/Hz	220-240/50	220-240/50	220-240/50	220-240/50
Energy Consumption	kWh/24h	5,96	6,8	10,7	2,7
Internal Dimension (WxDxH)	mm	890 x 572 x 1533	1090 x 572 x 1533	1000 x 652 x 1533	810 x 561 x 1556
External Dimension (WxDxH)	mm	1000 x 740 x 2000	1200 x 740 x 2000	1110 x 825 x 2010	890 x 740 x 1990
Packed Dimension (WxDxH)	mm	1080 x 780 x 2100	1250 x 780 x 2100	1180 x 910 x 2100	950 x 840 x 2160
40ft Container Load	pcs	28	23	22	28



COOLERS



ECO-FRIENDLY
REFRIGERANT R600a

Display Coolers



Internal fan

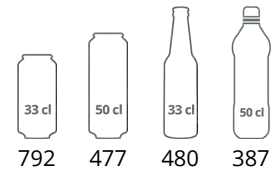


Wheels or adjustable legs as option

UR600G-I

Display Cooler

- Hinged glass door
- LED interior light
- Electronic thermostat
- Fan assisted cooling
- Reversible door
- Adjustable shelves
- Adjustable feet

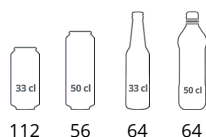




UR200G-I

Display Cooler

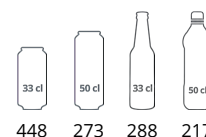
- Hinged glass door
- LED interior light
- Electronic thermostat
- Fan assisted cooling
- Reversible door
- Adjustable shelves
- Adjustable feet



UR400G-I

Display Cooler

- Hinged glass door
- LED interior light
- Electronic thermostat
- Fan assisted cooling
- Reversible door
- Adjustable shelves
- Adjustable feet



MODEL	UR200G-I	UR400G-I	UR600G-I
Cans 330 ml	pcs 112	448	792
Cans 500 ml	pcs 56	273	477
Bottles 330 ml	pcs 64	288	480
Bottles 500 ml PET	pcs 64	217	387
Gross / Net Volume	l 130 / 119	374 / 350	605 / 570
Gross / Net Weight	kg 57 / 52	94 / 89	97 / 90
Climate Class	4	4	4
Temperature Range	°C 2 to 10	2 to 10	2 to 10
Door Number & Type	1 hinged glass door	1 hinged glass door	1 hinged glass door
Reversible door	Yes	Yes	Yes
Shelves Number & Type	3 wire shelves white	4 wire shelves white	4 wire shelves white
Shelf Dimensions	505 x 415 mm	505 x 415 mm	GN2/1
Interior Light	LED	LED	LED
Feet / Legs	2 adjustable feet	2 adjustable feet	2 adjustable feet
Castors	2 rollers	2 rollers	2 rollers
Exterior Finish	White	White	White
Interior Finish	White ABS	White ABS	White ABS
Lock	Yes	Yes	Yes
Thermometer	Yes	Yes	Yes
Type of Controller	Electronic	Electronic	Electronic
Noise Level	db(A) 40	40	54
Type of Cooling	Fan assisted	Fan assisted	Fan assisted
Type of Defrost	Automatic	Automatic	Automatic
Refrigerant	R600a	R600a	R600a
Refrigerant Charge	g 35	75	100
Input Power	W 105	130	130
Voltage / Frequency	V/Hz 220-240/50	220-240/50	220-240/50
Energy Consumption	kWh/24h 1,78	2,1	2,9
Internal Dimension (WxDxH)	mm 510 x 485 x 620	510 x 485 x 1620	653 x 580 x 1680
External Dimension (WxDxH)	mm 600 x 600 x 850	600 x 600 x 1850	777 x 750 x 1900
Packed Dimension (WxDxH)	mm 690 x 650 x 910	690 x 650 x 2050	850 x 770 x 2070
40ft Container Load	pcs 108	54	42



COOLERS



ECO-FRIENDLY
REFRIGERANT R600a

Display Coolers



Internal fan

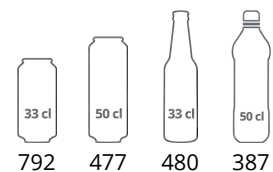


Wheels or adjustable legs as option

UR600SG-I

Display Cooler

- Hinged glass door
- LED interior light
- Electronic thermostat
- Fan assisted cooling
- Stainless steel cabinet
- Reversible door
- Adjustable shelves GN2/1
- Adjustable feet

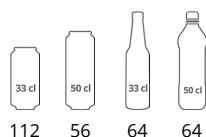




UR200SG-I

Display Cooler

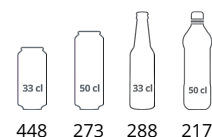
- Hinged glass door
- LED interior light
- Electronic thermostat
- Fan assisted cooling
- Stainless steel cabinet
- Reversible door
- Adjustable shelves
- Adjustable feet



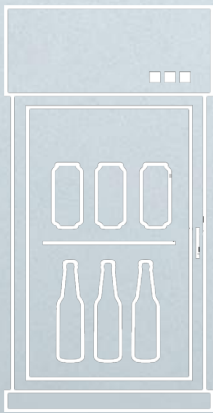
UR400SG-I

Display Cooler

- Hinged glass door
- LED interior light
- Electronic thermostat
- Fan assisted cooling
- Stainless steel cabinet
- Reversible door
- Adjustable shelves
- Adjustable feet



MODEL	UR200SG-I	UR400SG-I	UR600SG-I
Cans 330 ml	pcs 112	448	792
Cans 500 ml	pcs 56	273	477
Bottles 330 ml	pcs 64	288	480
Bottles 500 ml PET	pcs 64	217	387
Gross / Net Volume	l 130 / 119	374 / 350	605 / 570
Gross / Net Weight	kg 57 / 52	94 / 89	97 / 90
Climate Class	4	4	4
Temperature Range	°C 2 to 10	2 to 10	2 to 10
Door Number & Type	1 hinged glass door	1 hinged glass door	1 hinged glass door
Reversible door	Yes	Yes	Yes
Shelves Number & Type	3 wire shelves white	4 wire shelves white	4 wire shelves white
Shelf Dimensions	505 x 415 mm	505 x 415 mm	GN2/1
Interior Light	LED	LED Cold white	LED
Feet / Legs	2 adjustable feet	2 adjustable feet	2 adjustable feet
Castors	2 rollers	2 rollers	2 rollers
Exterior Finish	Stainless steel	Stainless steel	Stainless steel
Interior Finish	White ABS	White ABS	White ABS
Lock	Yes	Yes	Yes
Thermometer	Yes	Yes	Yes
Type of Controller	Electronic	Electronic	Electronic
Noise Level	db(A) 40	40	45
Type of Cooling	Fan assisted	Fan assisted	Fan assisted
Type of Defrost	Automatic	Automatic	Automatic
Refrigerant	R600a	R600a	R600a
Refrigerant Charge	g 35	170	100
Input Power	W 130	130	130
Voltage / Frequency	V/Hz 220-240/50	220-240/50	220-240/50
Energy Consumption	kWh/24h 1,78	2,1	2,9
Internal Dimension (WxDxH)	mm 510 x 485 x 620	510 x 485 x 1620	653 x 580 x 1680
External Dimension (WxDxH)	mm 600 x 600 x 850	600 x 600 x 1850	777 x 750 x 1900
Packed Dimension (WxDxH)	mm 690 x 650 x 910	690 x 560 x 2050	850 x 770 x 2070
40ft Container Load	pcs 108	54	42



CAN COOLERS

Can Impulse Coolers

Mobile can coolers are perfect for stimulating impulse sales and for cold beverages, for example in connection with parties and events when mobility and flexibility are key.

They are ideal for branding and can be placed strategically many different places in a shop, or maybe close to a buffet.

Can coolers are extremely mobile and easy to handle. They are fitted with wheels or slides.

Every model also has ventilated cooling, which ensures faster, stable cooling of the contents compared to static cooling. This is particularly important for stimulating impulse sales.



TEFCOLD VOC100-I

Display can cooler with fan assisted cooling.
A perfect and mobile solution for impulse sales.



COOLERS



ECO-FRIENDLY
REFRIGERANT R600a

Can Coolers



Internal fan and 2 baskets

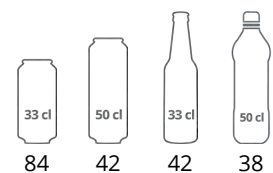


Strong castors

CC55-I

Can Cooler

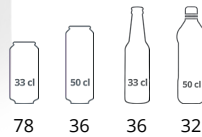
- Fan assisted cooling
- Designed for canned drinks
- Fast pull-down of temperature
- Includes basket
- Flip-flop lid
- Well suited for branding
- Strong castors





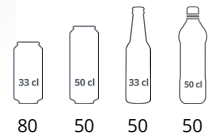
CC77-I Can Cooler

- Fan assisted cooling
- Designed for canned drinks
- Fast pull-down of temperature
- Includes basket
- Flip-flop lid
- Well suited for branding
- Strong castors

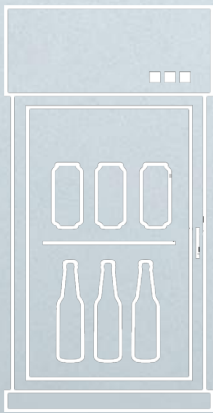


VOC100-I Can Cooler

- Great product visibility
- Fan assisted cooling
- LED illuminated canopy
- Well suited for branding
- 7 gliding feet
- Castors optional



MODEL		CC45-I	CC55-I	CC77-I	VOC100-I
Cans 330 ml	pcs	44	84	78	80
Cans 500 ml	pcs	22	42	36	50
Bottles 330 ml	pcs	22	42	36	50
Bottles 500 ml PET	pcs	20	38	32	50
Gross / Net Volume	l	53 / 50	80 / 78	80 / 72	110 / 103
Gross / Net Weight	kg	25 / 22	30 / 29	31 / 29	31 / 29
Climate Class		4	4	4	4
Temperature Range	°C	2 to 12	2 to 12	2 to 12	2 to 12
Lid Number & Type		1 transparent acrylic flip-flop lid	1 transparent acrylic flip-flop lid	1 transparent acrylic flip-flop lid	-
Basket Number & Type		1 Wire basket, grey	2 Wire basket	1 Wire basket, grey	-
Interior Light		No	No	No	LED
Feet / Legs		-	-	-	7 gliding feet
Castors		4 castors, 1 lockable	4 castors, 1 lockable	4 castors, 1 lockable	-
Exterior Finish		Black	White	Black	Grey, RAL9006
Interior Finish		Powder coated steel	Powder coated steel	Powder coated steel	Powder coated steel, SAC
Thermometer		No	No	No	Yes
Type of Controller		Mechanical	Mechanical	Mechanical	Electronic
Noise Level	db(A)	45	45	45	42
Type of Cooling		Fan assisted	Fan assisted	Fan assisted	Ventilated
Type of Defrost		Automatic	Automatic	Automatic	Automatic
Refrigerant		R600a	R600a	R600a	R600a
Refrigerant Charge	g	40	45	45	55
Input Power	W	76	76	112	160
Voltage / Frequency	V/Hz	220-240/50	220-240/50	220-240/50	220-240/50
Energy Consumption	kWh/24h	1,2	1,3	0,95	2,6
Internal Dimension (WxDxH)	mm	375 x 375 x 470	380 x 380 x 655	450 x 450 x 475	520 x 520 x 570
External Dimension (WxDxH)	mm	457 x 457 x 830	457 x 457 x 1076	567 x 567 x 830	660 x 660 x 970
Packed Dimension (WxDxH)	mm	480 x 480 x 850	480 x 480 x 1120	580 x 580 x 880	690 x 500 x 1150
40ft Container Load	pcs	250	160	238	128



BACK BARS


Back Bars - KEG Coolers - Undercounters

TEFCOLD back bars are ideal for use under the counter in bars, cafés and restaurants. They can be fully build in, as the air intake and exhaust are both at the front.

All our backbars are designed for rapid product cooling, to ensure cold beverages are always on offer. And we went into detail for the personnel using them: the thermostat is placed on the outside of the units for easy access,

and the door handle is at the top, avoiding having to bend down too far to open and close the door.

The Premium back bar range features aluminium doors and chrome shelves with closely-spaced wires, to give stability and high capacity. The Standard range has white plastic-coated wire shelves for easy maintenance. If enhanced cooling capacity is needed, we offer a 'heavy duty' range.



TEFCOLD BA20S-I

Back bar with self-closing sliding glass doors and rapid product cooling.
When easy access and product replenishment is key.



COOLERS



ECO-FRIENDLY
REFRIGERANT R290

Back Bars



DB300S-3-P

Backbar Cooler

- Double glazed tempered glass
- LED interior light
- Ventilated cooling
- Self-closing sliding glass doors
- Easy access electronic thermostat
- Adjustable shelves
- Adjustable feet



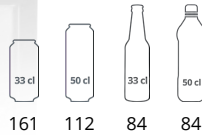
Protective thermostat cover



Door holder for loading of the cabinet



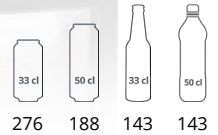
DB125H-I Backbar Cooler



- Double glazed tempered glass
- LED interior light
- Ventilated cooling
- Reversible glass door
- Easy access electronic thermostat
- Adjustable shelves
- Adjustable feet



DB200H-I Backbar Cooler



- Double glazed tempered glass
- LED interior light
- Ventilated cooling
- Hinged glass doors
- Easy access electronic thermostat
- Adjustable shelves
- Adjustable feet

MODEL		DB105H-I	DB125H-I	DB200H-I	DB200S-I	DB300H-3-P	DB300S-3-P
Cans 330 ml	pcs	113	161	276	276	380	380
Cans 500 ml	pcs	96	112	188	188	266	266
Bottles 330 ml	pcs	70	84	143	143	218	218
Bottles 500 ml PET	pcs	70	84	143	143	218	218
Gross / Net Volume	l	100 / 94	122 / 116	191 / 183	191 / 183	300 / 278	300 / 278
Gross / Net Weight	kg	55 / 53	53 / 45	73 / 68	73 / 68	97 / 86	97 / 86
Climate Class		4	4	4	4	4	4
Temperature Range	°C	2 to 10	2 to 10	2 to 10	2 to 10	2 to 10	2 to 10
Door Number & Type		1 hinged glass door	1 hinged glass door	2 hinged glass doors	2 sliding glass doors	3 hinged glass doors	3 sliding glass doors
Tempered glass		Yes	Yes	Yes	Yes	Yes	Yes
Shelves Number & Type		2 wire shelves white	2 wire shelves white	4 wire shelves white	4 wire shelves white	6 wire shelves white	6 wire shelves white
Shelf Dimensions		398x335	498x335	395x330	395x330	395x330	395x330
Interior Light		LED	LED	LED	LED	LED	LED
Feet / Legs		4 adjustable feet	4 adjustable feet	4 adjustable feet	4 adjustable feet	4 adjustable feet	4 adjustable feet
Exterior Finish		Black	Black	Black	Black	Black	Black
Interior Finish		Stucco aluminium	Stucco aluminium	Stucco aluminium	Stucco aluminium	Stucco aluminium	Stucco aluminium
Lock		Yes	Yes	Yes	Yes	Yes	Yes
Thermometer		Yes	Yes	Yes	Yes	Yes	Yes
Type of Controller		Electronic	Electronic	Electronic	Electronic	Electronic	Electronic
Noise Level	db(A)	45	45	45	45	45	45
Type of Cooling		Ventilated	Ventilated	Ventilated	Ventilated	Ventilated	Ventilated
Type of Defrost		Automatic	Automatic	Automatic	Automatic	Automatic	Automatic
Refrigerant		R600a	R600a	R600a	R600a	R290	R290
Refrigerant Charge	q	48	60	70	70	90	90
Input Power	W	150	150	175	175	320	320
Voltage / Frequency	V/Hz	220-240/50	220-240/50	220-240/50	220-240/50	220-240/50	220-240/50
Energy Consumption	kWh/24h	1,88	2,1	2,7	2,7	4	4
Internal Dimension (WxDxH)	mm	408 x 355 x 720	508 x 355 x 720	810 x 350 x 720	805 x 345 x 720	1257 x 345 x 720	1257 x 345 x 720
External Dimension (WxDxH)	mm	500 x 520 x 870	600 x 520 x 870	900 x 520 x 870	900 x 515 x 870	1355 x 520 x 870	1355 x 515 x 870
Packed Dimension (WxDxH)	mm	585 x 600 x 940	700 x 600 x 950	1000 x 600 x 950	1000 x 600 x 950	1430 x 600 x 940	1430 x 600 x 940
40ft Container Load	pcs	160	136	96	96	64	64

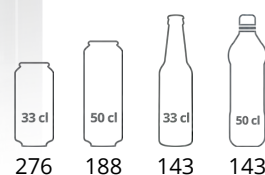


COOLERS



ECO-FRIENDLY
REFRIGERANT R600a

Back Bars



BA25H-I

Backbar Cooler

- Double glazed tempered glass
- LED interior light
- Ventilated cooling
- Hinged glass doors
- Easy access electronic thermostat
- Adjustable shelves
- Adjustable feet



Electronic thermostat

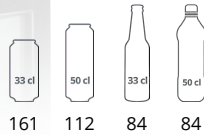


Wine shelves as option



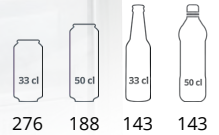
BA15H-I Backbar Cooler

- LED interior light
- Ventilated cooling
- Double glazed reversible glass door
- Easy access electronic thermostat
- Adjustable shelves
- Adjustable feet



BA25S-I S/A Backbar Cooler

- Double glazed tempered glass
- LED interior light
- Ventilated cooling
- Self-closing sliding glass doors
- Stainless steel exterior
- Easy access electronic thermostat
- Adjustable shelves
- Adjustable feet



MODEL		BA15H-I	BA25H-I	BA25S-I	BA25S-I S/A	BA5H-I
Cans 330 ml	pcs	161	276	276	276	113
Cans 500 ml	pcs	112	188	188	188	96
Bottles 330 ml	pcs	84	143	143	143	70
Bottles 500 ml PET	pcs	84	143	143	143	70
Gross / Net Volume	l	122 / 116	191 / 183	191 / 183	191 / 183	100 / 94
Gross / Net Weight	kg	53 / 45	73 / 68	73 / 68	73 / 68	45 / 38
Climate Class		4	4	4	4	4
Temperature Range	°C	2 to 10	2 to 10	2 to 10	2 to 10	2 to 10
Door Number & Type		1 hinged glass door	2 hinged glass doors	2 sliding glass doors	2 sliding glass doors	1 hinged glass door
Tempered glass		Yes	Yes	Yes	Yes	Yes
Shelves Number & Type		2 wire shelves chrome	4 wire shelves chrome	4 wire shelves chrome	4 wire shelves chrome	2 wire shelves chrome
Shelf Dimensions		498x335	395x330	395x330	395x330	398x335
Interior Light		LED	LED	LED	LED	LED
Feet / Legs		4 adjustable feet	4 adjustable feet	4 adjustable feet	4 adjustable feet	4 adjustable feet
Exterior Finish		Black	Black	Black	Stainless steel	Black
Interior Finish		Stucco aluminium	Stucco aluminium	Stucco aluminium	Stucco aluminium	Stucco aluminium
Lock		Yes	Yes	Yes	Yes	Yes
Thermometer		Yes	Yes	Yes	Yes	Yes
Type of Controller		Electronic	Electronic	Electronic	Electronic	Electronic
Noise Level	db(A)	45	45	45	45	45
Type of Cooling		Ventilated	Ventilated	Ventilated	Ventilated	Ventilated
Type of Defrost		Automatic	Automatic	Automatic	Automatic	Automatic
Refrigerant		R600a	R600a	R600a	R600a	R600a
Refrigerant Charge	g	60	70	70	70	50
Input Power	W	210	230	230	230	210
Voltage / Frequency	V/Hz	220-240/50	220-240/50	220-240/50	220-240/50	220-240/50
Energy Consumption	kWh/24h	2,1	2,7	2,7	2,7	2,1
Internal Dimension (WxDxH)	mm	508 x 355 x 720	810 x 350 x 720	805 x 345 x 720	805 x 345 x 720	410 x 350 x 720
External Dimension (WxDxH)	mm	600 x 520 x 870	900 x 520 x 870	900 x 515 x 870	900 x 515 x 870	500 x 520 x 870
Packed Dimension (WxDxH)	mm	700 x 600 x 950	1000 x 600 x 950	1000 x 600 x 950	1000 x 600 x 950	585 x 600 x 950
40ft Container Load	pcs	136	96	96	96	160

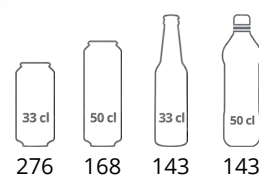


COOLERS



ECO-FRIENDLY
REFRIGERANT R600a

Back Bars



BA20S-I

Backbar Cooler

- Double glazed tempered glass
- LED interior light
- Ventilated cooling
- Self-closing sliding glass doors
- Easy access electronic thermostat
- Adjustable shelves
- Adjustable feet



Electronic thermostat



Adjustable shelves



BA30S-3-P

Backbar Cooler



380 266 218 218

- Double glazed tempered glass
- LED interior light
- Ventilated cooling
- Self-closing sliding glass doors
- Easy access electronic thermostat
- Adjustable shelves
- Adjustable feet

DID YOU KNOW?

Our backbars are offered with both 87 and 90 cm height and with sliding or hinged doors – all with double glassed glass doors.

MODEL		BA20S-I	BA30S-3-P
Cans 330 ml	pcs	276	380
Cans 500 ml	pcs	168	266
Bottles 330 ml	pcs	143	218
Bottles 500 ml PET	pcs	143	218
Gross / Net Volume	l	196 / 188	328 / 320
Gross / Net Weight	kg	73 / 68	113 / 108
Climate Class		4	4
Temperature Range	°C	2 to 10	2 to 10
Door Number & Type		2 sliding glass doors	3 sliding glass doors
Tempered glass		Yes	Yes
Shelves Number & Type		4 wire shelves chrome	6 wire shelves chrome
Shelf Dimensions		395x330	405x365
Interior Light		LED	LED
Feet / Legs		4 adjustable feet	4 adjustable feet
Exterior Finish		Black	Black
Interior Finish		Stucco aluminium	Stucco aluminium
Lock		Yes	Yes
Thermometer		Yes	Yes
Type of Controller		Electronic	Electronic
Noise Level	db(A)	45	45
Type of Cooling		Ventilated	Ventilated
Type of Defrost		Automatic	Automatic
Refrigerant		R600a	R290
Refrigerant Charge	g	70	90
Input Power	W	175	320
Voltage / Frequency	V/Hz	220-240/50	220-240/50
Energy Consumption	kWh/24h	2,7	4
Internal Dimension (WxDxH)	mm	805 x 345 x 730	1257 x 345 x 730
External Dimension (WxDxH)	mm	900 x 515 x 900	1355 x 515 x 900
Packed Dimension (WxDxH)	mm	1000 x 600 x 950	1430 x 600 x 950
40ft Container Load	pcs	96	64



COOLERS



ECO-FRIENDLY
REFRIGERANT R290

Back Bars



BA30H-P

Backbar Cooler

- Double glazed tempered glass
- LED interior light
- Ventilated cooling
- Hinged glass doors
- Easy access electronic thermostat
- Adjustable shelves
- Adjustable feet



Electronic thermostat

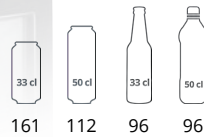


Lock



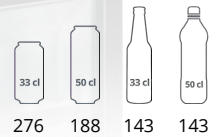
BA10H-I Backbar Cooler

- LED interior light
- Ventilated cooling
- Double glazed reversible glass door
- Easy access electronic thermostat
- Adjustable shelves
- Adjustable feet



BA20H-I Backbar Cooler

- Double glazed tempered glass
- LED interior light
- Ventilated cooling
- Hinged glass doors
- Easy access electronic thermostat
- Adjustable shelves
- Adjustable feet



MODEL		BA10H-I	BA20H-I	BA30H-P
Cans 330 ml	pcs	161	276	380
Cans 500 ml	pcs	112	188	266
Bottles 330 ml	pcs	96	143	218
Bottles 500 ml PET	pcs	96	143	218
Gross / Net Volume	l	122 / 116	196 / 188	328 / 320
Gross / Net Weight	kg	53 / 45	73 / 66	111 / 106
Climate Class		4	4	4
Temperature Range	°C	2 to 10	2 to 10	2 to 10
Door Number & Type		1 hinged glass door	2 hinged glass doors	3 hinged glass doors
Tempered glass		Yes	Yes	Yes
Shelves Number & Type		2 wire shelves chrome	4 wire shelves chrome	6 wire shelves chrome
Shelf Dimensions		496x360	395x330	395x330
Interior Light		LED	LED	LED
Feet / Legs		4 adjustable feet	4 adjustable feet	4 adjustable feet
Exterior Finish		Black	Black	Black
Interior Finish		Stucco aluminium	Stucco aluminium	Stucco aluminium
Lock		Yes	Yes	Yes
Thermometer		Yes	Yes	Yes
Type of Controller		Electronic	Electronic	Electronic
Noise Level	db(A)	45	45	45
Type of Cooling		Ventilated	Ventilated	Ventilated
Type of Defrost		Automatic	Automatic	Automatic
Refrigerant		R600a	R600a	R290
Refrigerant Charge	g	60	70	90
Input Power	W	210	175	320
Voltage / Frequency	V/Hz	220-240/50	220-240/50	220-240/50
Energy Consumption	kWh/24h	2,1	2,7	4
Internal Dimension (WxDxH)	mm	508 x 355 x 732	805 x 345 x 730	1257 x 345 x 730
External Dimension (WxDxH)	mm	600 x 520 x 900	900 x 520 x 900	1355 x 520 x 900
Packed Dimension (WxDxH)	mm	700 x 600 x 950	1000 x 600 x 950	1430 x 600 x 950
40ft Container Load	pcs	136	96	64



COOLERS



ECO-FRIENDLY
REFRIGERANT R290

Back Bars



CBC410G-P

Backbar Cooler

- Robust heavy duty equipment
- Ventilated cooling
- Self-closing glass doors
- Mirror effect stainless steel interior
- Adjustable SS304 steel shelves
- Adjustable feet



Lock



Adjustable shelves



CBC210G-P Backbar Cooler

- Robust heavy duty equipment
- Ventilated cooling
- Self-closing glass doors
- Mirror effect stainless steel interior
- Adjustable SS304 steel shelves
- Adjustable feet



CBC310G-P Backbar Cooler

- Robust heavy duty equipment
- Ventilated cooling
- Self-closing glass doors
- Mirror effect stainless steel interior
- Adjustable SS304 steel shelves
- Adjustable feet

MODEL		CBC210G-P	CBC310G-P	CBC410G-P
Gross / Net Volume	l	290 / 277	460 / 442	630 / 605
Gross / Net Weight	kg	123 / 118	153 / 138	185 / 180
Climate Class		4	4	4
Temperature Range	°C	2 to 10	2 to 10	2 to 10
Door Number & Type		2 hinged self-closing glass doors	3 hinged self-closing glass doors	4 hinged self-closing glass doors
Tempered glass		Yes	Yes	Yes
Shelves Number & Type		4 SS304 shelves	6 SS304 shelves	8 SS304 shelves
Interior Light		LED	LED	LED
Feet / Legs		6 adjustable feet	8 adjustable feet	10 adjustable feet
Exterior Finish		Black	Black	Black
Interior Finish		SS430 mirror polished	SS430 mirror polished	SS430 mirror polished
Lock		Yes	Yes	Yes
Thermometer		Yes	Yes	Yes
Type of Controller		Electronic	Electronic	Electronic
Noise Level	db(A)	42	42	42
Type of Cooling		Ventilated	Ventilated	Ventilated
Type of Defrost		Automatic	Automatic	Automatic
Refrigerant		R290	R290	R290
Refrigerant Charge	g	95	95	95
Input Power	W	250	250	320
Voltage / Frequency	V/Hz	220-240/50	220-240/50	220-240/50
Energy Consumption	kWh/24h	3,21	3,67	4,22
Internal Dimension (WxDxH)	mm	1082 x 415 x 760	1622 x 415 x 760	2162 x 415 x 760
External Dimension (WxDxH)	mm	1462 x 513 x 860	2002 x 513 x 860	2542 x 513 x 860
Packed Dimension (WxDxH)	mm	1540 x 580 x 1050	2060 x 580 x 1050	2650 x 580 x 1050
40ft Container Load	pcs	60	44	32



COOLERS



ECO-FRIENDLY
REFRIGERANT R290

Back Bars



CBC410-P

Backbar Cooler

- Robust heavy duty equipment
- Ventilated cooling
- Self-closing doors
- Stainless steel interior
- Adjustable SS304 steel shelves
- Adjustable feet



Drawers as option



Adjustable shelves



CBC210-P Backbar Cooler

- Robust heavy duty equipment
- Ventilated cooling
- Self-closing doors
- Stainless steel interior
- Adjustable SS304 steel shelves
- Adjustable feet

C



CBC310-P Backbar Cooler

- Robust heavy duty equipment
- Ventilated cooling
- Self-closing doors
- Stainless steel interior
- Adjustable SS304 steel shelves
- Adjustable feet

C

MODEL		CBC210-P	CBC310-P	CBC410-P
Gross / Net Volume	l	290 / 277	460 / 442	630 / 605
Gross / Net Weight	kg	123 / 118	143 / 138	172 / 162
Net Volume Energy Rating	l	250	386	518
Climate Class		4	4	4
Temperature Range	°C	2 to 10	2 to 10	2 to 10
Door Number & Type		2 hinged self-closing doors	3 hinged self-closing doors	4 hinged self-closing doors
Shelves Number & Type		4 SS304 shelves	6 SS304 shelves	8 SS304 shelves
Interior Light		No	No	LED
Feet / Legs		6 adjustable feet	8 adjustable feet	10 adjustable feet
Exterior Finish		Black	Black	Black
Interior Finish		SS430 mirror polished	SS430 mirror polished	SS430 mirror polished
Lock		Yes	Yes	Yes
Thermometer		Yes	Yes	Yes
Type of Controller		Electronic	Electronic	Electronic
Noise Level	db(A)	42	42	42
Type of Cooling		Ventilated	Ventilated	Ventilated
Type of Defrost		Automatic	Automatic	Automatic
Refrigerant		R290	R290	R290
Refrigerant Charge	g	95	95	95
Input Power	W	250	250	350
Voltage / Frequency	V/Hz	220-240/50	220-240/50	220-240/50
Energy Consumption	kWh/24h	2,35	2,85	4,22
Energy Classification		C	C	C
Internal Dimension (WxDxH)	mm	1082 x 415 x 760	1622 x 415 x 760	2162 x 415 x 760
External Dimension (WxDxH)	mm	1462 x 513 x 860	2002 x 513 x 860	2542 x 513 x 860
Packed Dimension (WxDxH)	mm	1540 x 580 x 1050	2060 x 580 x 1050	2650 x 580 x 1050
40ft Container Load	pcs	60	44	32



COOLERS



ECO-FRIENDLY
REFRIGERANT R600a

KEG Coolers



CKC8-I

KEG Cooler

- Ventilated cooling
- Self-closing doors
- Stainless steel interior
- 8x20 l. KEG capacity
- Adjustable feet

B



Electronic thermostat



Easy access to clean condenser



CKC2-I KEG Cooler

- Ventilated cooling
- Self-closing door
- Stainless steel interior
- 2x20 l. KEG capacity
- Adjustable feet

B

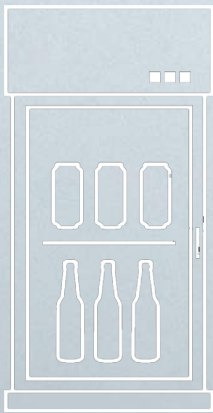


CKC4-I KEG Cooler

- Ventilated cooling
- Self-closing door
- Stainless steel interior
- 4x20 l. KEG capacity
- Adjustable feet

B

MODEL		CKC2-I	CKC4-I	CKC6-I	CKC8-I
20 l KEG	pcs	2	4	6	8
50 l KEG	pcs	0	1	1	2
Gross / Net Volume	l	99 / 98	190 / 189	268 / 267	362 / 359
Gross / Net Weight	kg	58 / 53	74 / 69	86 / 81	96 / 90
Net Volume Energy Rating	l	98	189	367	359
Climate Class		4	4	4	4
Temperature Range	°C	2 to 10	2 to 10	2 to 10	2 to 10
Door Number & Type		1 hinged solid door	1 hinged solid door	2 hinged solid doors	2 hinged solid doors
Interior Light		No	No	No	No
Feet / Legs		4 adjustable feet	4 adjustable feet	4 adjustable feet	4 adjustable feet
Exterior Finish		Black	Black	Black	Black
Interior Finish		SS430 mirror polished	SS430 mirror polished	SS430 mirror polished	SS430 mirror polished
Lock		No	No	No	No
Thermometer		Yes	Yes	Yes	Yes
Type of Controller		Electronic	Electronic	Electronic	Electronic
Noise Level	db(A)	45	45	45	45
Type of Cooling		Ventilated	Ventilated	Ventilated	Ventilated
Type of Defrost		Automatic	Automatic	Automatic	Automatic
Refrigerant		R600a	R600a	R600a	R600a
Refrigerant Charge	g	60	95	95	95
Input Power	W	160	240	240	250
Voltage / Frequency	V/Hz	220-240/50	220-240/50	220-240/50	220-240/50
Energy Consumption	kWh/24h	1,92	2,12	2,17	2,52
Energy Classification		B	B	B	B
Internal Dimension (WxDxH)	mm	270 x 500 x 730	520 x 500 x 730	735 x 500 x 730	990 x 500 x 730
External Dimension (WxDxH)	mm	555 x 590 x 860	880 x 590 x 860	1110 x 590 x 860	1350 x 590 x 860
Packed Dimension (WxDxH)	mm	600 x 620 x 1050	925 x 620 x 1050	1200 x 620 x 1050	1400 x 620 x 1050
40ft Container Load	pcs	114	86	74	52



STORAGE COOLERS

Storage Coolers - Upright Coolers

The TEFCOLD upright storage cooler range goes from under-counter models to full-height refrigerators. They come in stainless steel or white-painted finishes, with solid or glass doors and with many other features.

We have storage coolers in a wide range of sizes and for any requirement.

The UR model is often used with its matching freezer (UF). The UR and UF models look great together, regardless of size or finish. UR models feature electronic thermostat.

The SD and SDU models are a little narrower, with a mechanical thermostat. They use a little more electricity than the UR models, but are a less-expensive alternative.



TEFCOLD UR400S-I

Storage cooler with reversible solid door and stainless steel cabinet.
Solid and elegant backroom storage for any business.



COOLERS



ECO-FRIENDLY
REFRIGERANT R600a

Storage Coolers



Internal fan



Strong handle

DID YOU KNOW?

Our focus has been on eco-friendly equipment for many years. We use eco-friendly refrigerants and have already designed our products according to the 2022 regulations.

UR400-I

Upright Cooler

- Reversible solid door
- Electronic thermostat
- Fan assisted cooling
- Lock
- Adjustable shelves
- Adjustable feet

C



UR200-I

Upright Cooler

- Reversible solid door
- Electronic thermostat
- Fan assisted cooling
- Lock
- Adjustable shelves
- Adjustable feet

A



UR200S-I

Upright Cooler

- Reversible solid door
- Electronic thermostat
- Fan assisted cooling
- Lock
- Stainless steel cabinet
- Adjustable shelves
- Adjustable feet

A

MODEL		UR200-I	UR200S-I	UR400-I	UR400S-I
Gross / Net Volume	l	130 / 119	130 / 119	374 / 350	374 / 350
Gross / Net Weight	kg	52 / 44	52 / 44	85 / 80	85 / 80
Net Volume Energy Rating	l	78	78	265	265
Climate Class		4	4	4	4
Temperature Range	°C	2 to 10	2 to 10	2 to 10	2 to 10
Door Number & Type		1 hinged solid doors	1 hinged solid doors	1 hinged solid door	1 hinged solid door
Reversible door		Yes	Yes	Yes	Yes
Shelves Number & Type		3 wire shelves white	3 wire shelves white	4 wire shelves white	4 wire shelves white
Shelf Dimensions		505 x 415 mm	505 x 415 mm	505 x 415 mm	505 x 415 mm
Interior Light		No	No	No	No
Feet / Legs		4 adjustable feet	4 adjustable feet	4 adjustable feet	4 adjustable feet
Exterior Finish		White	SS430	White	SS430
Interior Finish		ABS	ABS	White ABS	White ABS
Lock		Yes	Yes	Yes	Yes
Thermometer		Yes	Yes	Yes	Yes
Type of Controller		Electronic	Electronic	Electronic	Electronic
Noise Level	db(A)	40	40	40	40
Type of Cooling		Fan assisted	Fan assisted	Fan assisted	Fan assisted
Type of Defrost		Automatic	Automatic	Automatic	Automatic
Refrigerant		R600a	R600a	R600a	R600a
Refrigerant Charge	g	35	35	75	170
Input Power	W	100	100	130	130
Voltage / Frequency	V/Hz	220-240/50	220-240/50	220-240/50	220-240/50
Energy Consumption	kWh/24h	1,12	1,12	1,31	1,31
Energy Classification		A	A	C	C
Internal Dimension (WxDxH)	mm	510 x 485 x 620	510 x 485 x 620	510 x 485 x 1620	510 x 485 x 1620
External Dimension (WxDxH)	mm	600 x 600 x 850	600 x 600 x 850	600 x 600 x 1850	600 x 600 x 1850
Packed Dimension (WxDxH)	mm	690 x 650 x 910	690 x 650 x 910	690 x 650 x 2050	690 x 560 x 2050
40ft Container Load	pcs	108	108	54	54



COOLERS



ECO-FRIENDLY
REFRIGERANT R600a

Storage Coolers



Lock



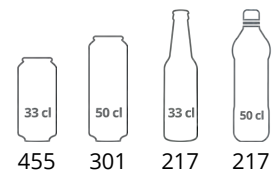
Strong handle

SD1380-I

Storage Cooler

- Reversible solid door
- Fan assisted cooling
- Adjustable shelves
- Adjustable feet

D



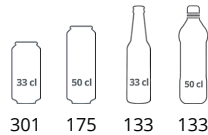


SD1220-I

Storage Cooler

- Reversible solid door
- Fan assisted cooling
- Adjustable shelves
- Adjustable feet

E

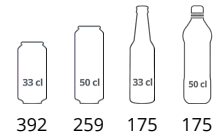


SD1280-I

Storage Cooler

- Reversible solid door
- Fan assisted cooling
- Adjustable shelves
- Adjustable feet

D



MODEL		SD1220-I	SD1280-I	SD1380-I
Cans 330 ml	pcs	301	392	455
Cans 500 ml	pcs	175	259	301
Bottles 330 ml	pcs	133	175	217
Bottles 500 ml PET	pcs	133	175	217
Gross / Net Volume	l	215 / 190	290 / 260	372 / 345
Gross / Net Weight	kg	67 / 63	68 / 60	73 / 65
Net Volume Energy Rating	l	133	186	222
Climate Class		4	4	4
Temperature Range	°C	2 to 10	2 to 10	2 to 10
Door Number & Type		1 hinged solid doors	1 hinged solid doors	1 hinged solid doors
Reversible door		Yes	Yes	Yes
Shelves Number & Type		3 wire shelves white	4 wire shelves white	5 wire shelves white
Shelf Dimensions		490 x 360 mm	490 x 360 mm	490 x 360 mm
Interior Light		No	No	No
Feet / Legs		2 adjustable feet	2 adjustable feet	2 adjustable feet
Castors		2 rollers	2 rollers	2 rollers
Exterior Finish		White	White	White
Interior Finish		ABS	ABS	ABS
Lock		Yes	Yes	Yes
Thermometer		Yes	Yes	Yes
Type of Controller		Mechanical	Mechanical	Mechanical
Noise Level	db(A)	45	45	45
Type of Cooling		Fan assisted	Fan assisted	Fan assisted
Type of Defrost		Automatic	Automatic	Automatic
Refrigerant		R600a	R600a	R600a
Refrigerant Charge	g	70	70	80
Input Power	W	197	197	215
Voltage / Frequency	V/Hz	220-240/50	220-240/50	220-240/50
Energy Consumption	kWh/24h	1,88	1,5	1,8
Energy Classification		E	D	D
Internal Dimension (WxDxH)	mm	470 x 440 x 1027	470 x 440 x 1347	470 x 440 x 1555
External Dimension (WxDxH)	mm	595 x 640 x 1315	595 x 640 x 1635	595 x 640 x 1840
Packed Dimension (WxDxH)	mm	680 x 710 x 1410	680 x 710 x 1740	680 x 710 x 1940
40ft Container Load	pcs	54	54	54



COOLERS



ECO-FRIENDLY
REFRIGERANT R600a

Storage Coolers



Lock



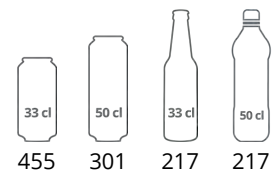
Strong handle

SDU1375-I

Storage Cooler

- Reversible solid door
- Fan assisted cooling
- Adjustable shelves
- Adjustable feet

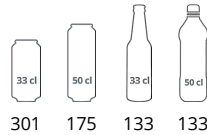
D





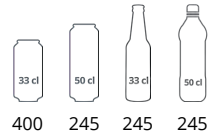
SDU1220-I Storage Cooler

- Reversible solid door
- Fan assisted cooling
- Adjustable shelves
- Adjustable feet



USS300SD-I Chest Bottle Cooler

- Flat sliding solid lids
- Powder coated white steel inner liner
- Castors with brake
- Available with copper tubing



E

MODEL		SDU1220-I	SDU1280-I	SDU1375-I	USS300SD-I
Cans 330 ml	pcs	301	392	455	400
Cans 500 ml	pcs	175	259	301	245
Bottles 330 ml	pcs	133	175	217	245
Bottles 500 ml PET	pcs	133	175	217	245
Gross / Net Volume	l	215 / 190	290 / 260	372 / 345	296 / 261
Gross / Net Weight	kg	67 / 63	68 / 60	73 / 65	66 / 61
Net Volume Energy Rating	l	133	186	222	
Climate Class		4	4	4	4
Temperature Range	°C	2 to 10	2 to 10	2 to 10	1 to 10
Door Number & Type		1 hinged solid doors	1 hinged solid doors	1 hinged solid door	
Reversible door		Yes	Yes	Yes	-
Lid Number & Type					2 solid sliding lids
Shelves Number & Type		3 wire shelves white	4 wire shelves white	5 wire shelves white	
Shelf Dimensions		490 x 360 mm	490 x 360 mm	490 x 360 mm	-
Interior Light		No	No	No	No
Feet / Legs		2 adjustable feet	2 adjustable feet	2 adjustable feet	-
Castors		2 rollers	2 rollers	2 rollers	4 wheels, 2 with brake
Exterior Finish		White	White	White	White
Interior Finish		ABS	ABS	ABS	Coated steel
Lock		Yes	Yes	Yes	Yes
Thermometer		Yes	Yes	Yes	No
Type of Controller		Mechanical	Mechanical	Mechanical	Mechanical
Noise Level	db(A)	45	45	45	44
Type of Cooling		Fan assisted	Fan assisted	Fan assisted	Static
Type of Defrost		Automatic	Automatic	Automatic	Manual
Refrigerant		R600a	R600a	R600a	R600a
Refrigerant Charge	g	70	70	80	60
Input Power	W	197	197	215	260
Voltage / Frequency	V/Hz	220-240/50	220-240/50	220-240/50	220-240/50
Energy Consumption	kWh/24h	1,68	1,5	1,8	2
Energy Classification		E	D	D	-
Internal Dimension (WxDxH)	mm	470 x 440 x 1027	470 x 440 x 1347	470 x 440 x 1555	890 x 510 x 663
External Dimension (WxDxH)	mm	595 x 640 x 1315	595 x 640 x 1635	595 x 640 x 1840	1010 x 640 x 860
Packed Dimension (WxDxH)	mm	680 x 710 x 1410	680 x 710 x 1740	680 x 710 x 1940	1110 x 750 x 940
40ft Container Load	pcs	54	54	54	64